

CITIZEN®

ELECTRONIC CALCULATOR

CITIZEN® SDC-868L

Instruction Manual
Manuel d'instructions
Manual de Instrucciones
Livro de Especificacoes
Anweisungshandbuch
Инструкция по эксплуатации
Instrkcja Obsługi
指导说明书
Istruzioni all'Uso
Manual
Gebruiksaanwijzing
Peraturan pemakaian
دليل الإرشادات
사용 매뉴얼
取扱説明書
คู่มือแนะนำการใช้งาน

CITIZEN®

SDC-868L

The unit complies with the
requirements of Directive
89 / 336 / EEC as amended
by 93 / 68 / EEC

CITIZEN SYSTEMS JAPAN CO.,LTD.

OVERSEAS SALES DEPT., SALES DIVISION

6-1-12, TANASHI-CHO, NISHI-TOKYO-SHI, TOKYO 188-8511, JAPAN

<http://www.citizen-systems.co.jp>

sales-oe@systems.citizen.co.jp

CITIZEN is a registered trademark of CITIZEN WATCH CO.,LTD.,Japan.

CITIZEN es una marca registrada de CITIZEN WATCH CO.,LTD.,Japón.

Design and specifications are subject to change without notice.



*** POWER SUPPLY**

English

CITIZEN model SDC-868L is a dual-powered (high power solar + back-up battery) calculator operative under any lighting conditions.

-Auto power-off function-

The calculator switches the power off automatically if there has been no key entry for about 10 minutes.

-Battery change-


If the back-up battery needs to be changed, open the lower cabinet to remove the old battery and insert a new battery in the indicated polarity.

*** KEY INDEX**


English

[ON/C] : Power on / Clear key. [AC] : All Clear key.
 [▶] : Right Shift key. [M+] : Memory plus key.
 [M-] : Memory minus key. [+/-] : ±Sign change key
 [MR] : Memory recall key [MC] : Memory clear key.

[MU] : Mark-up / Mark-down Key
 [MII+] [MII-] [MII^R]: The Second Memory Key

 Decimal place selection switch

- F - Floating decimal mode
 - 0 - 2 - 3 - Fixed decimal mode
 - A - ADD-mode automatically enters the monetary decimal in addition and subtraction calculations

 Round-off / Round-down switch

The Signs Of The Display Mean The Following:



MI : The first memory loaded. - : Minus (or negative)
 MII : The second memory loaded. E : Overflow-error.

*** OPERATION EXAMPLES**


English

1. Calculation Examples


Before performing each calculation, press the [AC] key.

Example	Key operation	Display
 2 x 3 = 6	2 [x] 2 [ON/C] 3 [=]	6.
7 x 9 = 63	7 [÷] [x] 9 [=]	63.
300 x 27% = 81	300 [x] 27 [%]	81.
$\frac{11.2}{56} \times 100\% = 20\%$	11.2 [÷] 56 [%]	20.
300+(300 x 40%)=420	300 [+] 40 [%]	420.
300-(300 x 40%)=180	300 [-] 40 [%]	180.
1400 x 12% = 168	1400 [x] 12 [%]	168.
6 + 4 + 7.5 = 17.5	6 [+] 4 [+] 7.5 [=]	17.5
5 x 3 ÷ 0.2 = 75	[AC] 5 [x] 3 [÷] 0.2 [=]	75.
8 ÷ 4 x 3.7 + 9 = 16.4	8 [÷] 4 [x] 3.7 [+] 9 [=]	16.4
5 ⁴ = 625	5 [x] [=] [=] [=]	625.
1 / 2 = 0.5	2 [÷] [=]	0.5
$\frac{1}{(2 \times 3 + 10)} = 0.0625$	2 [x] 3 [+] 10 [÷] [=]	0.0625
 \$14.90+\$0.35-\$1.45+	1490 [+] 35 [-] 145	145
\$12.05=\$25.85	[+] 1205 [=]	25.85

2.Memory Calculation

 (12 x 4) - (20 ÷ 2) =	[AC]	0.
38	12 [x] 4 [M+] 20 [÷] 2 [M-]	MI 10.
	[MR]	MI 38.
	[MC] [ON/C]	0.
15 x 2 = 30	15 [x] 2 [M+] 20 [x] 3 [M+]	MI 60.
20 x 3 = 60	25 [x] 4 [M+]	MI 100.
25 x 4 = 100	[MR]	MI 190.
(total A = 190)	10 [÷] 5 [MII+] 4 [x] 2 [MII+]	MI 8.
10 ÷ 5 = 2	[MII ^R]	MII 10.
4 x 2 = 8	[MR] [÷]	MI 190.
(total B = 10)	[MII ^R]	MI 10.
A ÷ B = 19	[=]	MI 19.
	[AC]	0.


3.Constant Calculation

 2 + 3 = 5	2 [+] 3 [=]	5.
4 + 3 = 7	4 [=]	7.
3 x 4 = 12	3 [x] 4 [=]	12.
3 x 6 = 18	6 [=]	18.

4.Overflow Error Clear

123456789012 x 10000	1234567890123	E	123'456'789'012
= 1'234.56789012 x 10 ¹²	[▶]		123'456'789'012
	[x] 10000 [=]	E	1'234.56789012
	[AC]		0.

5.PRICE MARK-UP & DOWN CALCULATION

 200+(P x 20%)=P	2000 [÷] 20 [MU]	2'500.00
P = $\frac{2000}{1-20\%}$ = 2'500.00	[MU]	500.00
2500-2000 = 500.00		
200-(P x 20%)=P	2000 [÷] 20 [+/-] [MU]	1'666.66
P = $\frac{2000}{1+20\%}$ = 1'666.66		
$\frac{18000-15000}{15000} \times 100\%$	18000 [-] 15000 [MU]	20.00
= 20.00%		

* ALIMENTATION

Français

CITIZEN modèle SDC-868L a double alimentation (énergie solaire huate+pile a supporter) qui peut opérer sous n'importe conditions de lumière.

-Arrêt d'alimentation automatique -

L'alimentation de cette calculatrice se coupe automatiquement si laissée allumée et non utilisée pendant environ 10 minutes.

-Remplacement de pile-

Lorsque il faut remplacer la pile, enleve les vis de l'étui bas et remplacer la pile usée et insérer une nouvelle pile selon la polarité indiquée.

* SIGNIFICATION DES TOUCHES

Français

[AC] : d'Effacement Général

[ON/C] : Bouton de Mise en marche / d'annulation

[▶] : Touche de changement droit

[M+] : Touche pour avoir plus de mémoire.

[M-] : Touche pour avoir moins de mémoire.

[+/-] : ± Touche de changement de Signe

[MR] : Rapeler la mémoire.

[MC] : Effacer la mémoire.

[MU] : Touche de hausse/baisse du Prix

[MII+] [MII-] [MII^{RC}] : Seconde touche de Mémoire



Bouton de sélection d'emplacement de la Décimale

- F -

Mode de Décimale Flottante

- 0 - 2 - 3 -

Mode de Décimale Fixe

- A -

Le mode ADD entre automatiquement la décimale monétaire en mode de calculs d'addition et de soustraction



Bouton d'Arrondi / Arrondi inférieur

Les signes de l'Affichage signifient ce qui suit:

MI : La Première Mémoire est remplie - : Moins (ou négatif)

MII : La Seconde Mémoire est remplie. E : Erreur - Débordement

* EXEMPLES D'OPÉRATIONS

Français

1.Exemples de calculs

Avant d'effectuer tout calcul, pressez sur la touche [AC].

Exemple	Touche d'Opération	Affichage
2 x 3 = 6	2 [x] 2 [ON/C] 3 [=]	6.
7 x 9 = 63	7 [+/-] [x] 9 [=]	63.
300 x 27% = 81	300 [x] 27 [%]	81.
$\frac{11.2}{56} \times 100\% = 20\%$	11.2 [+/-] 56 [%]	20.
300+(300 x 40%)=420	300 [+] 40 [%]	420.
300-(300 x 40%)=180	300 [-] 40 [%]	180.
1400 x 12% = 168	1400 [x] 12 [%]	168.
6 + 4 + 7.5 = 17.5	6 [+] 4 [+] 7.5 [=]	17.5
5 x 3 ÷ 0.2 = 75	[AC] 5 [x] 3 [+/-] 0.2 [=]	75.
8 ÷ 4 x 3.7 + 9 = 16.4	8 [+/-] 4 [x] 3.7 [+] 9 [=]	16.4
5 ⁴ = 625	5 [x] [=] [=] [=]	625.
1 / 2 = 0.5	2 [+/-] [=]	0.5
$\frac{1}{(2 \times 3 + 10)} = 0.0625$	2 [x] 3 [+] 10 [+/-] [=]	0.0625



\$14.90+\$0.35-\$1.45+

1490 [+] 35 [-] 145

145



\$12.05=\$25.85

[+] 1205 [=]

25.85

2.Calcul avec mémoire



(12 x 4) - (20 ÷ 2) =

[AC]

0.



38

12 [x] 4 [M+] 20 [+/-] 2 [M-]

MI 10.

[MR]

MI 38.

[MC] [ON/C]

0.

15 x 2 = 30

15 [x] 2 [M+] 20 [x] 3 [M+]

MI 60.

20 x 3 = 60

25 [x] 4 [M+]

MI 100.

25 x 4 = 100

[MR]

MI 190.

(total A = 190)

10 [+/-] 5 [MII+] 4 [x] 2 [MII+]

MI 8.

10 ÷ 5 = 2

[MII^{RC}]

MI 10.

4 x 2 = 8

[MII^{RC}]

MI 10.

(total B = 10)

[MR] [+]

MII 190.

A ÷ B = 19

[MII^{RC}]

MI 10.

[=]

MII 19.

[AC]

0.

3.Constant Calcul



2 + 3 = 5

2 [+] 3 [=]

5.



4 + 3 = 7

4 [=]

7.



3 x 4 = 12

3 [x] 4 [=]

12.



3 x 6 = 18

6 [=]

18.

4. Correction et dépassement-erreur

123456789012 x 10000
= 1'234.56789012 x 10¹²

1234567890123

E 123'456'789'012

[▶]

123'456'789'012

[x] 10000 [=]

E 1'234.56789012

[AC]

0.

5. CALCUL DE LA HAUSSE ET DE LA BAISSSE DU PRIX



200+(P x 20%)=P

2000 [+/-] 20 [MU]

2'500.00



P = $\frac{2000}{1-20\%}$ = 2'500.00

[MU]

500.00

2500-2000 = 500.00

200-(P x 20%)=P

2000 [+/-] 20 [+/-] [MU]

1'666.66

P = $\frac{2000}{1+20\%}$ = 1'666.66

$\frac{18000-15000}{15000} \times 100\%$

18000 [-] 15000 [MU]

20.00

= 20.00%

*** ALIMENTACIÓN**

Español

Modeio CITIZEN SDC-868L funciona gracias a un mecanismo de doble carg (luz solar y batería de apoyo), lo cual le permite operar bajo cualquier condición de iluminación.

-Función de desconexión automática-

La calculadora se apaga automáticamente si no ha sido utilizada durante 10 minutos aproximadamente.

-Reemplazada de la pila-

Si la pila de apoyo necesita ser reemplazada, quite los tornillos del departamento inferior y sustituya la pila gastada por una nueva. Coloque la pila en su posición correcta, con la polaridad indicada.

*** TECLADO INFOMATIVO**

Español

[AC] : Tecla de Borrar todo. [ON/C] : Tecla de encendido / Borrar.

[MU] : Tecla de subir o bajar precios

[▶] : Tecla de anular el dígito ultimado.

[M+] : Tecla de memoria positiva. [M-] : Tecla de memoria negativa.

[+/-] : ± Tecla de cambio de signo [MC] : Tecla de borrar la memoria

[MR] : Tecla de recuperar lo almacenado en la memoria.

[MII+] [MII-] [MII^R] : Tecla de la segunda memoria



Selector del lugar decimal

- F -

Modo decimal flotante

- 0 - 2 - 3 -

Modo decimal flotante

- A -

Modo ADD: ingresa automáticamente el decimal monetario en cálculos de suma y resta

5/4 ↓



Sin redondeo / Redondeo hacia abajo

Los signos del visor significan lo siguiente:

MI : La primera memoria está cargada.

MII : La segunda memoria está cargada.

- : Menos (o negativo)

E : Error de desbordamiento.

*** EJEMPLO DE FUNCIONES**

Español

1. Ejemplos de calculación

Antes de realizar cada cálculo, presione la tecla [AC].

Ejemplo	Operación con la tecla	Visualización
2 x 3 = 6	2 [x] 2 [ON/C] 3 [=]	6.
7 x 9 = 63	7 [÷] [x] 9 [=]	63.
300 x 27% = 81	300 [x] 27 [%]	81.
$\frac{11.2}{56} \times 100\% = 20\%$	11.2 [÷] 56 [%]	20.
300 + (300 x 40%) = 420	300 [+] 40 [%]	420.
300 - (300 x 40%) = 180	300 [-] 40 [%]	180.
1400 x 12% = 168	1400 [x] 12 [%]	168.
6 + 4 + 7.5 = 17.5	6 [+] 4 [+] 7.5 [=]	17.5
5 x 3 ÷ 0.2 = 75	[AC] 5 [x] 3 [÷] 0.2 [=]	75.
8 ÷ 4 x 3.7 + 9 = 16.4	8 [÷] 4 [x] 3.7 [+] 9 [=]	16.4
5 ⁴ = 625	5 [x] [=] [=] [=]	625.
1 / 2 = 0.5	2 [÷] [=]	0.5
$\frac{1}{(2 \times 3 + 10)} = 0.0625$	2 [x] 3 [+] 10 [÷] [=]	0.0625
\$14.90 + \$0.35 - \$1.45 + \$12.05 = \$25.85	1490 [+] 35 [-] 145 [+] 1205 [=]	145 25.85

2. Cálculo de memoria

(12 x 4) - (20 ÷ 2) = 38	[AC] 12 [x] 4 [M+] 20 [÷] 2 [M-] [MR] [MC] [ON/C]	0. MI 10. MI 38. 0.
15 x 2 = 30	15 [x] 2 [M+] 20 [x] 3 [M+]	MI 60.
20 x 3 = 60	25 [x] 4 [M+]	MI 100.
25 x 4 = 100	[MR]	MI 190.
(total A = 190)	10 [÷] 5 [MII+] 4 [x] 2 [MII+]	MI 8. MII 8.
10 ÷ 5 = 2	[MII ^R]	MI 10. MII 10.
4 x 2 = 8	[MR] [+]	MI 190. MII 190.
(total B = 10)	[MII ^R]	MI 10. MII 10.
A ÷ B = 19	[=]	MI 19. MII 19.
	[AC]	0.

3. Constante

2 + 3 = 5	2 [+] 3 [=]	5.
4 + 3 = 7	4 [=]	7.
3 x 4 = 12	3 [x] 4 [=]	12.
3 x 6 = 18	6 [=]	18.

4. Limpiar para desbordamiento y error

123456789012 x 10000	1234567890123	E 123'456'789'012
= 1'234.56789012 x 10 ¹²	[▶]	123'456'789'012
	[x] 10000 [=]	E 1'234.56789012
	[AC]	0.

5. CÁLCULO DE SUBIR O BAJAR PRECIOS

200 + (P x 20%) = P	2000 [÷] 20 [MU]	2'500.00
$P = \frac{2000}{1 - 20\%} = 2'500.00$	[MU]	500.00
2500 - 2000 = 500.00		
200 - (P x 20%) = P	2000 [-] 20 [+/-] [MU]	1'666.66
$P = \frac{2000}{1 + 20\%} = 1'666.66$		
$\frac{18000 - 15000}{15000} \times 100\%$	18000 [-] 15000 [MU]	20.00
= 20.00%		

*** FONT DE ALIMENTAÇÃO****Português**

CITIZEN model SDC-868L tem dupla fonte de alimentação de energia (energia solar e bateria de reserva), permitindo operar sob qu quer condição de iluminação.

-Função Autopower-off(desligamento automá)-

A calculadora desliga autom aticamente, caso nenhum a tecla seja utilizada por aproximadamente 10 minutos.

-Troca de bateria-

Se for necessário trocar a bateria de reserva, remova a bateria usada, abrindo a tampa inferior e coloque uma bateria nova, observando a polaridade indicada.

*** CHAVE EXPLICAÇÃO****Português**

[AC] : Tecla para Limpar Tudo.

[ON/C] : Tecla para Ligar / Limpar.

[▶] : Tecla de mudança de dígito.

[M+] : Tecla de mais da memória.

[M-] : Tecla de menos da memória.

[+/-] : Tecla para mudar Sinal ±

[MR] : Tecla para Chamada de Memória

[MC] : Tecla para Limpar a Memória

[MU] : Tecla para Marca Preço para cima/baixo

[MII+] [MII-] [MII_c] : A Segunda Tecla de Memória

A 0 2 3 F



Comutador para seleção de casa decimal

- F -

Modalidade de decimal flutuante

- 0 - 2 - 3 -

Modalidade de decimal fixo

- A -

Modalidade ADICIONAR entra automaticamente a decimal monetária em cálculos de adição e subtração.

5/4 ↕



Truncamento / Arredondamento para baixo

Os Sinais do Visor Significam o Seguinte:





MI : A primeira memória carregada. MII : A segunda memória carregada

- : Menos (ou negativo)


E : Erro por transbordamento.

*** EXEMPLOS DE OPERAÇÃO****Português****1. Exemplo de calculos**



Antes de executar cada cálculo, pressione a tecla [AC].

Exemplo	Operação com a tecla	Visualização
 2 x 3 = 6	2 [x] 2 [ON/C] 3 [=]	6.
 7 x 9 = 63	7 [+/-] [x] 9 [=]	63.
300 x 27% = 81	300 [x] 27 [%]	81.
$\frac{11.2}{56} \times 100\% = 20\%$	11.2 [+/-] 56 [%]	20.
300+(300 x 40%)=420	300 [+] 40 [%]	420.
300-(300 x 40%)=180	300 [-] 40 [%]	180.
1400 x 12% = 168	1400 [x] 12 [%]	168.
6 + 4 + 7.5 = 17.5	6 [+] 4 [+] 7.5 [=]	17.5
5 x 3 ÷ 0.2 = 75	[AC] 5 [x] 3 [+/-] 0.2 [=]	75.
8 ÷ 4 x 3.7 + 9 = 16.4	8 [+/-] 4 [x] 3.7 [+] 9 [=]	16.4
5 ⁴ = 625	5 [x] [=] [=] [=]	625.
1 / 2 = 0.5	2 [+/-] [=]	0.5
$\frac{1}{(2 \times 3 + 10)} = 0.0625$	2 [x] 3 [+] 10 [+/-] [=]	0.0625
 \$14.90+\$0.35-\$1.45+	1490 [+] 35 [-] 145	145
 \$12.05=\$25.85	[+] 1205 [=]	25.85

2. Memoria

 (12 x 4) - (20 ÷ 2) =	[AC]	0.
38	12 [x] 4 [M+] 20 [+/-] 2 [M-]	MI 10.
	[MR]	MI 38.
	[MC] [ON/C]	0.
15 x 2 = 30	15 [x] 2 [M+] 20 [x] 3 [M+]	MI 60.
20 x 3 = 60	25 [x] 4 [M+]	MI 100.
25 x 4 = 100	[MR]	MI 190.
(total A = 190)	10 [+/-] 5 [MII+] 4 [x] 2 [MII+]	MI 8.
10 ÷ 5 = 2	[MII _c]	MI 10.
4 x 2 = 8	[MR] [+]	MI 190.
(total B = 10)	[MII _c]	MI 10.
A ÷ B = 19	[MII _c]	MI 19.
	[=]	MI 19.
	[AC]	0.


3. Constante

 2 + 3 = 5	2 [+] 3 [=]	5.
 4 + 3 = 7	4 [=]	7.
$\frac{3}{4} \times 4 = 12$	3 [x] 4 [=]	12.
$\frac{3}{4} \times 6 = 18$	6 [=]	18.

4. Erro por excesso

123456789012 x 10000	1234567890123	E	123'456'789'012
= 1'234.56789012 x 10 ¹²	[▶]		123'456'789'012
	[x] 10000 [=]	E	1'234.56789012
	[AC]		0.

5. CÁLCULO PARA MARCAÇÃO DE PREÇO PARA CIMA & PARA BAIXO

 200+(P x 20%)=P	2000 [+/-] 20 [MU]	2'500.00
$P = \frac{2000}{1-20\%} = 2'500.00$	[MU]	500.00
2500-2000 = 500.00		
200-(P x 20%)=P	2000 [+/-] 20 [+/-] [MU]	1'666.66
$P = \frac{2000}{1+20\%} = 1'666.66$		
$\frac{18000-15000}{15000} \times 100\%$	18000 [-] 15000 [MU]	20.00
= 20.00%		

CITIZEN model SDC-868L wird durch 2 voneinander unabhängigen Energiequellen versorgt (Entweder durch eine sehr starke solar-zelle oder durch eine batterie). Der rechner arbeitet selbst unter schlechtesten lichtbedingungen.

-Automatische Ausschaltung-

Der rechner schaltet sich automatisch ab, wenn diesen 10 minuten nicht mehr benutzen.

-Batterlewechsel-

Sollte die batterie gewechselt werden, entfernen Sie bitte die Schrauben vom unterteil und tauschen die alte gegen eine neue batterie aus. Beachten Sie, daß die batterie richtig, entsprechend der polarität, eingelegt wird.

* ERKLÄRUNGEN VON SCHLUSSEL

Deutsch

[AC] : Alles Löschen Taste.

[ON/C] : An / Clear Taste.

[▶] : Rechts schub taste.

[M+] : Speicher Plus taste.

[M-] : Speicher Minus taste.

[+/-] : ±Vorzeicheneingabetaste

[MR] : Memory Wiederaufruf

[MC] : Memory Löschen Taste

[MU] : Preisangabe-oben/unten Taste

[MII+] [MII-] [MII²] : Zweite Memory Taste

A 0 2 3 F



Schalter für Dezimalauswahlplatz

- F -

Freiwertiger Dezimalmodus

- 0 - 2 - 3 -

Festgegebener Dezimalmodus

- A -

ADD-modus gibt automatisch den Gelddezimalzähler an in Additions und Subtraktionsrechnungen.

5/4 ↓



Aufrunden, Abrundenschalter

Die Zeichen in der Anzeige haben die folgende Bedeutung:

MI : Erste Memory geladen.

- : Minus (oder negative)

MII : Zweite Memory geladen.

E : Überflussfehler.

* DAS BEISPIEL FÜR OPERATIONEN

Deutsch

1. Berechnungsbeispiele

Vor jeder Berechnung bitte die [AC] Taste drücken.

Beispiel	Tastenkombination	Anzeige
2 x 3 = 6	2 [x] 2 [ON/C] 3 [=]	6.
7 x 9 = 63	7 [÷] [x] 9 [=]	63.
300 x 27% = 81	300 [x] 27 [%]	81.
$\frac{11.2}{56} \times 100\% = 20\%$	11.2 [÷] 56 [%]	20.
300+(300 x 40%)=420	300 [+] 40 [%]	420.
300-(300 x 40%)=180	300 [-] 40 [%]	180.
1400 x 12% = 168	1400 [x] 12 [%]	168.
6 + 4 + 7.5 = 17.5	6 [+] 4 [+] 7.5 [=]	17.5
5 x 3 ÷ 0.2 = 75	[AC] 5 [x] 3 [÷] 0.2 [=]	75.
8 ÷ 4 x 3.7 + 9 = 16.4	8 [÷] 4 [x] 3.7 [+] 9 [=]	16.4
5 ⁴ = 625	5 [x] [=] [=] [=]	625.
1 / 2 = 0.5	2 [÷] [=]	0.5
$\frac{1}{(2 \times 3 + 10)} = 0.0625$	2 [x] 3 [+] 10 [÷] [=]	0.0625

A 0 2 3 F



\$14.90+\$0.35-\$1.45+

1490 [+] 35 [-] 145

145

\$12.05=\$25.85

[+] 1205 [=]

25.85

5/4 ↓



2. Speicher

A 0 2 3 F



5/4 ↓



(12 x 4) - (20 ÷ 2) =

[AC]

0.

38

12 [x] 4 [M+] 20 [÷] 2 [M-]

MI 10.

[MR]

MI 38.

[MC] [ON/C]

0.

15 x 2 = 30

15 [x] 2 [M+] 20 [x] 3 [M+]

MI 60.

20 x 3 = 60

25 [x] 4 [M+]

MI 100.

25 x 4 = 100

[MR]

MI 190.

(total A = 190)

10 [÷] 5 [MII+] 4 [x] 2 [MII+]

MI MII 8.

10 ÷ 5 = 2

[MII²]

MI MII 10.

4 x 2 = 8

[MR] [+]

MI MII 190.

(total B = 10)

[MR] [+]

MI MII 190.

A ÷ B = 19

[MII²]

MI MII 10.

[=]

MI MII 19.

[AC]

0.

3. Konstant

A 0 2 3 F



2 + 3 = 5

2 [+] 3 [=]

5.

4 + 3 = 7

4 [=]

7.

3 x 4 = 12

3 [x] 4 [=]

12.

3 x 6 = 18

6 [=]

18.

4. Korrektur und überlauf-fehler

123456789012 x 10000

1234567890123

E 123'456'789'012

= 1'234.56789012 x 10¹²

[▶]

123'456'789'012

[x] 10000 [=]

E 1'234.56789012

[AC]

0.

5. PREISMARKIERUNGS AUF & ABRUNDUNGSRECHNUNG

A 0 2 3 F



200+(P x 20%)=P

2000 [÷] 20 [MU]

2'500.00

$P = \frac{2000}{1-20\%} = 2'500.00$

[MU]

500.00

5/4 ↓



2500-2000 = 500.00

200-(P x 20%)=P

2000 [÷] 20 [+/-] [MU]

1'666.66

$P = \frac{2000}{1+20\%} = 1'666.66$

$\frac{18000-15000}{15000} \times 100\%$

18000 [-] 15000 [MU]

20.00

= 20.00%

*** СНАБЖЕНИЕ ЗИЕРИИ**

Русский

CITIZEN модель SDC-868L имеет двойное питание (солнечные элементы+батарея) и способен работать при любом освещении.

-Автоматическое отключение питания-

Этот калькулятор имеет функцию автоматического отключения

питания, благодаря чему электролитическое отключение если в течение восьми минут информация не вводилась.

-Замена элементов питания-

Благодаря двойному питанию, батареи вставляемые с обратной стороны устройства, работают длительное время. Если изображение на дисплее становится неясным, необходимо заменить батареи. Снимите крышку с нижнего отсека. Извлеките старые батареи и вставьте новые батареи соблюдая полярность.

*** КЛАВИША**

Русский

[AC] : Сброс всех значений.

[ON/C] : Включение питания/Сброс.

[▶] : Правая регистровая клавиша.

[M+] : Клавиша памяти плюс.

[M-] : Клавиша памяти минус.

[MR] : Вызов числа из памяти

[MII+][MII-] [MII^R][MII^C] : Вторая память

[+/-] : ±Перемена знака

[MU] : Рост/падение цены

[MC] : Сброс памяти



Переключатель места десятичного знака

- F -

Режим плавающей запятой

- 0 - 2 - 3 -

Режим фиксированной запятой

- A -

Режим ADD-автоматический ввод двух десятичных знаков при сложении и вычитании денежных сумм

5/4 ↕



Переключатель округления и округления вниз

Значение индикаторов экрана:

MI : Загружена 1-я память.

MII : Загружена 2-я память.

- : Минус (или отрицательное число)

E : Ошибка переполнения.

*** ПРИМЕЧАНИЕ**

Русский

1.Примеры расчётов

Прежде чем начать вычисления, нажмите клавиш [AC].

Пример	Клавиши	Экран
2 x 3 = 6	2 [x] 2 [ON/C] 3 [=]	6.
7 x 9 = 63	7 [+/-] [x] 9 [=]	63.
300 x 27% = 81	300 [x] 27 [%]	81.
$\frac{11.2}{56} \times 100\% = 20\%$	11.2 [+/-] 56 [%]	20.
300+(300 x 40%)=420	300 [+] 40 [%]	420.
300-(300 x 40%)=180	300 [-] 40 [%]	180.
1400 x 12% = 168	1400 [x] 12 [%]	168.
6 + 4 + 7.5 = 17.5	6 [+] 4 [+] 7.5 [=]	17.5
5 x 3 ÷ 0.2 = 75	[AC] 5 [x] 3 [+/-] 0.2 [=]	75.
8 ÷ 4 x 3.7 + 9 = 16.4	8 [+/-] 4 [x] 3.7 [+] 9 [=]	16.4
5 ⁴ = 625	5 [x] [=] [=] [=]	625.
1 / 2 = 0.5	2 [+/-] [=]	0.5
$\frac{1}{(2 \times 3 + 10)} = 0.0625$	2 [x] 3 [+] 10 [+/-] [=]	0.0625
\$14.90+\$0.35-\$1.45+	1490 [+] 35 [-] 145	145
\$12.05=\$25.85	[+] 1205 [=]	25.85

2. Операции с памятью

(12 x 4) - (20 ÷ 2) =	[AC]	0.
38	12 [x] 4 [M+] 20 [÷] 2 [M-]	MI 10.
	[MR]	MI 38.
	[MC] [ON/C]	0.
15 x 2 = 30	15 [x] 2 [M+] 20 [x] 3 [M+]	MI 60.
20 x 3 = 60	25 [x] 4 [M+]	MI 100.
25 x 4 = 100	[MR]	MI 190.
(total A = 190)	10 [÷] 5 [MII+] 4 [x] 2 [MII+]	MI 8.
10 ÷ 5 = 2	[MII ^R]	MI 10.
4 x 2 = 8	[MII ^C]	MI 10.
(total B = 10)	[MR] [+]	MI 190.
A ÷ B = 19	[MII ^R]	MI 10.
	[MII ^C]	MI 10.
	[=]	MI 19.
	[AC]	0.

3. Вычисления с константой

2 + 3 = 5	2 [+] 3 [=]	5.
4 + 3 = 7	4 [=]	7.
3 x 4 = 12	3 [x] 4 [=]	12.
3 x 6 = 18	6 [=]	18.

4. Исправление ошибок и сброс ошибки при изъятке числовых знаков

123456789012 x 10000	1234567890123	E 123'456'789'012
= 1'234.56789012 x 10 ¹²	[▶]	123'456'789'012
	[x] 10000 [=]	E 1'234.56789012
	[AC]	0.

5. РАСЧЕТ РОСТА И ПАДЕНИЯ ЦЕН

200+(P x 20%)=P	2000 [+/-] 20 [MU]	2'500.00
$P = \frac{2000}{1-20\%} = 2'500.00$	[MU]	500.00
2500-2000 = 500.00		
200-(P x 20%)=P	2000 [+/-] 20 [+/-] [MU]	1'666.66
$P = \frac{2000}{1+20\%} = 1'666.66$		
$\frac{18000-15000}{15000} \times 100\%$	18000 [-] 15000 [MU]	20.00
= 20.00%		

*** ZASILANIE****Polish**

Kalkulator CITIZEN, model SDC-868L jest zasilany podwójnie (ogniwo fotoopłyczone+bateria podtrzymujące) Kalkulator pracuje w każdych warunkach oświetlenia.

-Funkcja automatycznego wyłączenia-

Kalkulator wyłącza się automatycznie w przypadku jeśli żaden z przycisków nie zostanie naciśnięty w ciągu 10 minut.

-Wymiana baterii-

Jeśli konieczna jest wymiana baterii należy otworzyć dolną uchwyt na odpowiednią polaryzację, pokrywę, usunąć stare baterie i włożyć nowe zwracając.

*** OPIS KLAWISZY****Polish**

[AC] : Kasowanie zawartości pamięci.

[+/-] : ±Zmiana znaku

[ON/C] : Zasilanie / Kasowanie.

[MU] : Przyrost/obniżka cen

[M+] : Przycisk dodawania do pamięci.

[▶] : Klawisz powrotu

[M-] : Przycisk odejmowania od pamięci.

[MR] : Przywoływanie z pamięci

[MC] : Kasowanie zawartości pamięci

[MII+] [MII-] [MII^R] : Druga pamięć



Przełącznik liczby miejsc po przecinku

- F -

Tryb zmiennej liczby miejsc po przecinku

- 0 - 2 - 3 -

Tryb stałej liczby miejsc po przecinku

- A -

Tryb ADD-Automatycznie wstawianie dwóch znaków po przecinku dziesiętnym pod czas dodawania lub odejmowania sum pieniężnych

5/4 ↓



Przełącznik zaokrąglenia i zaokrąglenia w dół

Znaczenie wskaźników wyświetlacza:

MI : Załadowana pierwsza pamięć




- : Minus (lub liczba ujemna)

MII : Załadowana druga pamięć.


E : Błąd przepełnienia.

*** PRZYKŁADY DZIAŁAŃ****Polish****1. Przykładowe obliczeń**


Zanim rozpoczniesz obliczenia, naciśnij klawisz [AC].

Przykład	Klawisze	Ekran
 2 x 3 = 6	2 [x] 2 [ON/C] 3 [=]	6.
7 x 9 = 63	7 [÷] [x] 9 [=]	63.
300 x 27% = 81	300 [x] 27 [%]	81.
$\frac{11.2}{56} \times 100\% = 20\%$	11.2 [÷] 56 [%]	20.
300+(300 x 40%)=420	300 [+] 40 [%]	420.
300-(300 x 40%)=180	300 [-] 40 [%]	180.
1400 x 12% = 168	1400 [x] 12 [%]	168.
6 + 4 + 7.5 = 17.5	6 [+] 4 [+] 7.5 [=]	17.5
5 x 3 ÷ 0.2 = 75	[AC] 5 [x] 3 [÷] 0.2 [=]	75.
8 ÷ 4 x 3.7 + 9 = 16.4	8 [÷] 4 [x] 3.7 [+] 9 [=]	16.4
5 ⁴ = 625	5 [x] [=] [=] [=]	625.
1 / 2 = 0.5	2 [÷] [=]	0.5
$\frac{1}{(2 \times 3 + 10)} = 0.0625$	2 [x] 3 [+] 10 [÷] [=]	0.0625
 \$14.90+\$0.35-\$1.45+	1490 [+] 35 [-] 145	145
 \$12.05=\$25.85	[+] 1205 [=]	25.85

2. Obliczenia z wykorzystaniem pamięci

 (12 x 4) - (20 ÷ 2) =	[AC]	0.
38	12 [x] 4 [M+] 20 [÷] 2 [M-]	MI 10.
	[MR]	MI 38.
	[MC] [ON/C]	0.
15 x 2 = 30	15 [x] 2 [M+] 20 [x] 3 [M+]	MI 60.
20 x 3 = 60	25 [x] 4 [M+]	MI 100.
25 x 4 = 100	[MR]	MI 190.
(total A = 190)	10 [÷] 5 [MII+] 4 [x] 2 [MII+]	MI 8.
10 ÷ 5 = 2	[MII ^R]	MI 10.
4 x 2 = 8	[MR] [÷]	MI 190.
(total B = 10)	[MII ^R]	MI 10.
A ÷ B = 19	[=]	MI 19.
	[AC]	0.


3. Stała

 2 + 3 = 5	2 [+] 3 [=]	5.
4 + 3 = 7	4 [=]	7.
$\frac{3}{4} \times 4 = 12$	3 [x] 4 [=]	12.
$\frac{3}{6} \times 6 = 18$	6 [=]	18.

4. Przepełnienie pamięci

123456789012 x 10000	1234567890123	E 123'456'789'012
= 1'234.56789012 x 10 ¹²	[▶]	123'456'789'012
	[x] 10000 [=]	E 1'234.56789012
	[AC]	0.

5. PRZYROST I OBNIŻKA CEN

 200+(P x 20%)=P	2000 [÷] 20 [MU]	2'500.00
$P = \frac{2000}{1-20\%} = 2'500.00$	[MU]	500.00
2500-2000 = 500.00		
200-(P x 20%)=P	2000 [÷] 20 [+/-] [MU]	1'666.66
$P = \frac{2000}{1+20\%} = 1'666.66$		
$\frac{18000-15000}{15000} \times 100\%$	18000 [-] 15000 [MU]	20.00
= 20.00%		

CITIZEN SDC-868L 是双重电池计算机(太阳能与电池供电),可以在任何光线下操作。

-自动关闭电源-

如果在十分钟左右不进行任何操作计算机的电源将会自动关闭。

-电池更换-

如果需要更换电池,打开下盖取出旧电池,将新电池放在电池槽中。

[AC]: 全部清除

[ON/C]: 开机/清除计算

[MU]: 标价/降价

[▶]: 未位删除键

[M+]: 加法记忆键

[M-]: 减法记忆键

[+/-]: 正负号改变键

[MR]: 显示记忆内容键

[MC]: 清除记忆内容键

[MII+] [MII-] [MII[⊕]]: 第二组记忆键

A 0 2 3 F



小数位设定开关

- F -

浮点小数模式

- 0 - 2 - 3 -

固定小数位模式

- A -

加位模式 自动在加法与减法计算中加入货币小数点

5/4 ↓



四舍五入/无条件捨去 开关

显示屏各标志之意义:

MI: 第 1 组记忆

-: 负号

MII: 第 1 组记忆

E: 溢位 / 错误

1. 一般计算操作

在执行计算前,先按 [AC] 键。

范例	按键操作	显示
A 0 2 3 F 2 x 3 = 6	2 [x] 2 [ON/C] 3 [=]	6.
7 x 9 = 63	7 [÷] [x] 9 [=]	63.
300 x 27% = 81	300 [x] 27 [%]	81.
$\frac{11.2}{56} \times 100\% = 20\%$	11.2 [÷] 56 [%]	20.
300+(300 x 40%)=420	300 [+] 40 [%]	420.
300-(300 x 40%)=180	300 [-] 40 [%]	180.
1400 x 12% = 168	1400 [x] 12 [%]	168.
6 + 4 + 7.5 = 17.5	6 [+] 4 [+] 7.5 [=]	17.5
5 x 3 ÷ 0.2 = 75	[AC] 5 [x] 3 [÷] 0.2 [=]	75.
8 ÷ 4 x 3.7 + 9 = 16.4	8 [÷] 4 [x] 3.7 [+] 9 [=]	16.4
5 ⁴ = 625	5 [x] [=] [=] [=]	625.
1 / 2 = 0.5	2 [÷] [=]	0.5
$\frac{1}{(2 \times 3 + 10)} = 0.0625$	2 [x] 3 [+] 10 [÷] [=]	0.0625
A 0 2 3 F \$14.90+\$0.35-\$1.45+	1490 [+] 35 [-] 145	145
\$12.05=\$25.85	[+] 1205 [=]	25.85

2. 记忆计算的操作

A 0 2 3 F (12 x 4) - (20 ÷ 2) =	[AC]	0.
38	12 [x] 4 [M+] 20 [÷] 2 [M-]	MI 10.
	[MR]	MI 38.
	[MC] [ON/C]	0.
15 x 2 = 30	15 [x] 2 [M+] 20 [x] 3 [M+]	MI 60.
20 x 3 = 60	25 [x] 4 [M+]	MI 100.
25 x 4 = 100	[MR]	MI 190.
(total A = 190)	10 [÷] 5 [MII+] 4 [x] 2 [MII+]	MI 8.
10 ÷ 5 = 2	[MII [⊕]]	MI 10.
4 x 2 = 8	[MR] [÷]	MI 190.
(total B = 10)	[MII [⊕]]	MI 10.
A ÷ B = 19	[=]	MI 19.
	[AC]	0.

3. 常数计算

A 0 2 3 F 2 + 3 = 5	2 [+] 3 [=]	5.
4 + 3 = 7	4 [=]	7.
3 x 4 = 12	3 [x] 4 [=]	12.
3 x 6 = 18	6 [=]	18.

4. 超出运算容量的消除

123456789012 x 10000	1234567890123	E	123'456'789'012
= 1'234.56789012 x 10 ¹²	[▶]		123'456'789'012
	[x] 10000 [=]	E	1'234.56789012
	[AC]		0.

5. 标价&降价计算

A 0 2 3 F 200+(P x 20%)=P	2000 [÷] 20 [MU]	2'500.00
P = $\frac{2000}{1-20\%}$ = 2'500.00	[MU]	500.00
2500-2000 = 500.00		
200-(P x 20%)=P	2000 [÷] 20 [+/-] [MU]	1'666.66
P = $\frac{2000}{1+20\%}$ = 1'666.66		
$\frac{18000-15000}{15000} \times 100\%$	18000 [-] 15000 [MU]	20.00
= 20.00%		

Il calcolatore CITIZEN model SDC-868L ha due risorse di potenza : energia solare e batteria di riserva e può funzionare sotto qualsiasi luce.

-Spegnimento automatico-

La calcolatrice si spegne automaticamente se non immettere nessun dato in circa 10 minuti.

-Battery change-

Nel caso che sia necessario sostituire la batteria,rimuovere il coperchio inferiore, togliere la batteria vecchia e inserire una nuova nel compartimento batteria.

* Indice Tasti

Italiano

[AC] : Tasto cancella tutto. [ON/C] : Acceso / Tasto cancella.
 [▶] : Correzione. [M+] : Memoria addizione.
 [M-] : Memoria sottrazione. [+/-] : ±Tasto cambio segno.
 [MR] : Tasto richiama memoria [MC] : Tasto cancella memoria
 [MU] : Tasto rialzo/ribasso di prezzo.
 [MII+] [MII-] [MII^R] : Il Tasto di seconda memoria.

A 0 2 3 F



Scambio selezione della posizione del decimale

- F -

Modalità decimale mobile

- 0 - 2 - 3 -

Modalità decimale fissa

- A -

La modalità AGGIUNGI introduce automaticamente il decimale monetario nei calcoli di addizione e sottrazione

5/4 ↓



Scambio arrotondamento, arrotondamento per difetto

I simboli dello Schermo di visualizzazione significano:

MI : La prima memoria caricata.

MII : La seconda memoria caricata.

- : Meno (o negativo).

E : Errore di traboccamento aritmetico

* Esempio di Operazione

Italiano

1. Operazione del calcolo normale

Prima di effettuare ciascun calcolo, premere il tasto [AC].

Esempio	Operazione con il tasto	Visualizzazione
2 x 3 = 6	2 [x] 2 [ON/C] 3 [=]	6.
7 x 9 = 63	7 [÷] [x] 9 [=]	63.
300 x 27% = 81	300 [x] 27 [%]	81.
$\frac{11.2}{56} \times 100\% = 20\%$	11.2 [÷] 56 [%]	20.
300+(300 x 40%)=420	300 [+] 40 [%]	420.
300-(300 x 40%)=180	300 [-] 40 [%]	180.
1400 x 12% = 168	1400 [x] 12 [%]	168.
6 + 4 + 7.5 = 17.5	6 [+] 4 [+] 7.5 [=]	17.5
5 x 3 ÷ 0.2 = 75	[AC] 5 [x] 3 [÷] 0.2 [=]	75.
8 ÷ 4 x 3.7 + 9 = 16.4	8 [÷] 4 [x] 3.7 [+] 9 [=]	16.4
5 ⁴ = 625	5 [x] [=] [=] [=]	625.
1 / 2 = 0.5	2 [÷] [=]	0.5
$\frac{1}{(2 \times 3 + 10)} = 0.0625$	2 [x] 3 [+] 10 [÷] [=]	0.0625
\$14.90+\$0.35-\$1.45+	1490 [+] 35 [-] 145	145
\$12.05=\$25.85	[+] 1205 [=]	25.85

2. Operazione del calcolo memoria

(12 x 4) - (20 ÷ 2) = 38	[AC]	0.
	12 [x] 4 [M+] 20 [÷] 2 [M-]	MI 10.
	[MR]	MI 38.
	[MC] [ON/C]	0.
15 x 2 = 30	15 [x] 2 [M+] 20 [x] 3 [M+]	MI 60.
20 x 3 = 60	25 [x] 4 [M+]	MI 100.
25 x 4 = 100	[MR]	MI 190.
(total A = 190)	10 [÷] 5 [MII+] 4 [x] 2 [MII+]	MI 8.
10 ÷ 5 = 2	[MII ^R]	MI 10.
4 x 2 = 8	[MR] [+]	MI 190.
(total B = 10)	[MII ^R]	MI 10.
A ÷ B = 19	[MII ^R]	MI 19.
	[AC]	0.

3. Operazione del calcolo costante

2 + 3 = 5	2 [+] 3 [=]	5.
4 + 3 = 7	4 [=]	7.
3 x 4 = 12	3 [x] 4 [=]	12.
3 x 6 = 18	6 [=]	18.

4. Cancellazione della capacità di operazione superata

123456789012 x 10000	1234567890123	E 123'456'789'012
= 1'234.56789012 x 10 ¹²	[▶]	123'456'789'012
	[x] 10000 [=]	E 1'234.56789012
	[AC]	0.

5. CALCOLO RIALZO/RIBASSO DI PREZZO

200+(P x 20%)=P	2000 [÷] 20 [MU]	2'500.00
$P = \frac{2000}{1-20\%} = 2'500.00$	[MU]	500.00
2500-2000 = 500.00		
200-(P x 20%)=P	2000 [÷] 20 [+/-] [MU]	1'666.66
$P = \frac{2000}{1+20\%} = 1'666.66$		
$\frac{18000-15000}{15000} \times 100\%$	18000 [-] 15000 [MU]	20.00
= 20.00%		

*** Strømforsyningen****Danish**

CITIZEN SDC-868L regnemaskine er forsynet af to typer batterier : Solceller og reservebatteriet, hvilken gør det muligt at bruge regnemaskinen med ethvert baggrundslys.

-Stop strømforsyningen automatisk-

Lommeregneren slukker automatisk for strømmen, hvis der ikke har været trykket på en tast i ca. 10 minutter.

-Skift batteriet-

Når batteriet skal skiftes, åbner man låget nedenunder, tager batteriet ud, og sætter det nye batteri på plads.

*** Knappers indeks****Danish**

[AC] : Slet alt.

[ON/C] : Tænd / slet.

[▶] : Rettelse knap.

[M+] : Addition hukommelse knap.

[M-] : Subtraktion hukommelse knap. [+/-] : ±Skift fortegn

[MR] : Hent hukommelsen

[MC] : Slet hukommelsen

[MU] : Prismærke op/ned

[MII+] [MII-] [MII^R] : Den anden hukommelsestast



Knap til valg af decimalplads

- F -

Flydende decimaltalttilstand

- 0 - 2 - 3 -

Fast decimaltalttilstand

- A -

ADD-mode indtaster automatisk valutadecimalen i additions- og subtraktionsberegninger



Knap til rund af / rund ned

Tegnene på displayet har følgende betydning:

MI : Den første indlæste hukommelse.

- : Minus (eller negativ)

MII : Den anden indlæste hukommelse.

E : Overløbsfejl.

*** Betjening eksempler****Danish****1. Almindelig regningsoperation**

Inden du udfører en beregning, skal du trykke på tasten [AC].

Eksempel	Tastebetjening	Vis
2 x 3 = 6	2 [x] 2 [ON/C] 3 [=]	6.
7 x 9 = 63	7 [÷] [x] 9 [=]	63.
300 x 27% = 81	300 [x] 27 [%]	81.
$\frac{11.2}{56} \times 100\% = 20\%$	11.2 [÷] 56 [%]	20.
300+(300 x 40%)=420	300 [+] 40 [%]	420.
300-(300 x 40%)=180	300 [-] 40 [%]	180.
1400 x 12% = 168	1400 [x] 12 [%]	168.
6 + 4 + 7.5 = 17.5	6 [+] 4 [+] 7.5 [=]	17.5
5 x 3 ÷ 0.2 = 75	[AC] 5 [x] 3 [÷] 0.2 [=]	75.
8 ÷ 4 x 3.7 + 9 = 16.4	8 [÷] 4 [x] 3.7 [+] 9 [=]	16.4
5 ⁴ = 625	5 [x] [=] [=] [=]	625.
1 / 2 = 0.5	2 [÷] [=]	0.5
$\frac{1}{(2 \times 3 + 10)} = 0.0625$	2 [x] 3 [+] 10 [÷] [=]	0.0625
\$14.90+\$0.35-\$1.45+	1490 [+] 35 [-] 145	145
\$12.05=\$25.85	[+] 1205 [=]	25.85

2. Hukommelse regningsoperation

(12 x 4) - (20 ÷ 2) =	[AC]	0.
38	12 [x] 4 [M+] 20 [÷] 2 [M-]	MI 10.
	[MR]	MI 38.
	[MC] [ON/C]	0.
15 x 2 = 30	15 [x] 2 [M+] 20 [x] 3 [M+]	MI 60.
20 x 3 = 60	25 [x] 4 [M+]	MI 100.
25 x 4 = 100	[MR]	MI 190.
(total A = 190)	10 [÷] 5 [MII+] 4 [x] 2 [MII+]	MI 8.
10 ÷ 5 = 2	[MII ^R]	MI 10.
4 x 2 = 8	[MR] [÷]	MI 190.
(total B = 10)	[MII ^R]	MI 10.
A ÷ B = 19	[=]	MI 19.
	[AC]	0.

3. Regningssystem for konstanter

2 + 3 = 5	2 [+] 3 [=]	5.
4 + 3 = 7	4 [=]	7.
3 x 4 = 12	3 [x] 4 [=]	12.
3 x 6 = 18	6 [=]	18.

4. Slet delen over regningskapaciteten

123456789012 x 10000	1234567890123	E 123'456'789'012
= 1'234.56789012 x 10 ¹²	[▶]	123'456'789'012
	[x] 10000 [=]	E 1'234.56789012
	[AC]	0.

5. BEREGNING MED PRISMÆRKE OP & NED

200+(P x 20%)=P	2000 [÷] 20 [MU]	2'500.00
$P = \frac{2000}{1-20\%} = 2'500.00$	[MU]	500.00
2500-2000 = 500.00		
200-(P x 20%)=P	2000 [÷] 20 [+/-] [MU]	1'666.66
$P = \frac{2000}{1+20\%} = 1'666.66$		
$\frac{18000-15000}{15000} \times 100\%$	18000 [-] 15000 [MU]	20.00
= 20.00%		

*** Stroomvoorziening****Nederlands**

De CITIZEN SDC-868L calculator krijgt van twee soorten batterijen haar energie : zonne-energie en reserve energie. Zij kan onder alle soorten licht werken.

-Automatische verbreking van de stroomvoorziening-

Als de calculator gedurende 10 minuten niet gebruikt wordt, wordt de Stroomvoorziening automatisch verbroken.

-Het verwisselen van de batterijen-

Wanneer u de batterijvakje wilt verwisselen, moet u eerst het deksel van het batterijvakje openen en de oude batterijen verwijderen, en daarna de nieuwe batterijen in het vakje plaatsen.

*** Lijst van druktoetsen****Nederlands**

[AC] : Alles wissen. [ON/C] : Inschakelen / Wissen
 [▶] : Veranderen. [M+] : Geheugen optellen.
 [M-] : Geheugen aftrekken.
 [+/-] : ± Toets voor het veranderen van teken
 [MR] : Toets voor het opvragen van geheugen
 [MC] : Toets voor het wissen van geheugen
 [MU] : Toets voor afgeprijsde en verhoogde prijs
 [MII+] [MII-] [MII^R] [MII^C] : Toets van het tweede geheugen



Schakelaar voor de selectie van de decimale plaatsen

- F -

Drijvende komma decimale modus

- 0 - 2 - 3 -

Vaste komma decimale modus

- A -

De optelmodus gaat automatisch over naar de monetaire decimale modus bij het optellen en aftrekken



Toets voor het naar beneden of naar boven afronden

De tekens op het beeldscherm hebben de volgende betekenis:

MI : Het eerste geheugen is geladen.

- : Min (of negatief)

MII : Het tweede geheugen is geladen.

E : Overflow fout.

*** Voorbeelden van bediening bij gebruik****Nederlands****1. Stappen van gewone calculaties**

Alvorens met een berekening te beginnen, dient u op de [AC] toets te drukken.

Voorbeeld	Ingedrukte toetsen	Weergave op het scherm
$2 \times 3 = 6$	2 [x] 2 [ON/C] 3 [=]	6.
$7 \times 9 = 63$	7 [÷] [x] 9 [=]	63.
$300 \times 27\% = 81$	300 [x] 27 [%]	81.
$\frac{11.2}{56} \times 100\% = 20\%$	11.2 [÷] 56 [%]	20.
$300 + (300 \times 40\%) = 420$	300 [+] 40 [%]	420.
$300 - (300 \times 40\%) = 180$	300 [-] 40 [%]	180.
$1400 \times 12\% = 168$	1400 [x] 12 [%]	168.
$6 + 4 + 7.5 = 17.5$	6 [+] 4 [+] 7.5 [=]	17.5
$5 \times 3 \div 0.2 = 75$	[AC] 5 [x] 3 [÷] 0.2 [=]	75.
$8 \div 4 \times 3.7 + 9 = 16.4$	8 [÷] 4 [x] 3.7 [+] 9 [=]	16.4
$5^4 = 625$	5 [x] [=] [=] [=]	625.
$1 / 2 = 0.5$	2 [÷] [=]	0.5
$\frac{1}{(2 \times 3 + 10)} = 0.0625$	2 [x] 3 [+] 10 [÷] [=]	0.0625
$\$14.90 + \$0.35 - \$1.45 +$	1490 [+] 35 [-] 145	145
$\$12.05 = \25.85	[+] 1205 [=]	25.85

2. Stappen bij calculaties met gebruik van geheugen

$(12 \times 4) - (20 \div 2) =$	[AC]	0.
38	12 [x] 4 [M+] 20 [÷] 2 [M-]	MI 10.
	[MR]	MI 38.
	[MC] [ON/C]	0.
$15 \times 2 = 30$	15 [x] 2 [M+] 20 [x] 3 [M+]	MI 60.
$20 \times 3 = 60$	25 [x] 4 [M+]	MI 100.
$25 \times 4 = 100$	[MR]	MI 190.
(total A = 190)	10 [÷] 5 [MII+] 4 [x] 2 [MII+]	MI 8.
$10 \div 5 = 2$	[MII ^R]	MI 10.
$4 \times 2 = 8$	[MII]	MI 190.
(total B = 10)	[MR] [÷]	MI 190.
$A \div B = 19$	[MII ^R]	MI 10.
	[=]	MI 19.
	[AC]	0.

3. Calculatiemethoden met een constante

$2 + 3 = 5$	2 [+] 3 [=]	5.
$4 + 3 = 7$	4 [=]	7.
$3 \times 4 = 12$	3 [x] 4 [=]	12.
$3 \times 6 = 18$	6 [=]	18.

4. Het schrappen van ingetoetste getilen die de calculatiecapaciteit overschrijden

$123456789012 \times 10000$	1234567890123	E 123'456'789'012
$= 1'234.56789012 \times 10^{12}$	[▶]	123'456'789'012
	[x] 10000 [=]	E 1'234.56789012
	[AC]	0.

5. BEREKENING VAN DE AFGEPRIJDE OF VERHOOGDE PRIJS

$200 + (P \times 20\%) = P$	2000 [÷] 20 [MU]	2'500.00
$P = \frac{2000}{1 - 20\%} = 2'500.00$	[MU]	500.00
$2500 - 2000 = 500.00$		
$200 - (P \times 20\%) = P$	2000 [÷] 20 [+/-] [MU]	1'666.66
$P = \frac{2000}{1 + 20\%} = 1'666.66$		
$\frac{18000 - 15000}{15000} \times 100\%$	18000 [-] 15000 [MU]	20.00
$= 20.00\%$		

*** Sumber tenaga listerlk**

Bahasa Indonesia

Calculator CITIZEN model SDC-868L mendapat listerlk dari dua macam baterai : tenaga matahari dan tenaga simpanan, sehingga calculator ini bisa bekerja dibawah segala macam sinar.

-Sumber tenaga bisa bekerja dan tutup secara otomatis-

Jikalau dalam kira2 10 menit calculator tidak bekerja maka sumber tenaga akan berhenti bekerja otomatis.

-Cara mengganti baterai-

Jikalau baterai perlu diganti, anda harus membuka dulu kotak baterai dan mengeluarkan baterai lama. Sesudah itu anda baru bisa memasukkan baterai yang baru didalam kotak itu.

*** Daftar fungsi tuts**

Bahasa Indonesia

[AC] : Tombol Hapus Semua [MU] : Tombol Mark-up/down harga

[ON/C] : Tombol Power On / Hapus Semua

[▶] : Koreksi.

[M+] : Memory penambahan.

[M-] : Memory pengurangan.

[+/-] : ±Tombol pengubah tanda

[MR] : Tombol Pemanggil Memori

[MC] : Tombol Penghapus Memori

[MII+] [MII-] [MII $\frac{\square}{\square}$] : Tombol Memori Kedua



Switch pemilihan jumlah desimal

- F -

Mode desimal mengambang

- 0 - 2 - 3 -

Mode desimal tetap

- A -

Mode ADD secara otomatis akan memasukkan desimal keuangan pada operasi perhitungan penambahan dan pengurangan



Switch untuk pembulatan ke bentuk yang lebih sederhana / pembulatan ke bawah

Arti dari Tanda-tanda yang Muncul di Layar:

MI : Digunakan memori pertama.

- : Minus (atau negatif)

MII : Digunakan memori kedua.




E : Kesalahan Overflow.

*** Contoh cara pakai**



Bahasa Indonesia

1. Cara kalkulasi biasa


Sebelum melakukan setiap perhitungan, tekanlah dahulu tombol [AC].

Contoh	Operasi Tombol	Tampilan di Layar
 $2 \times 3 = 6$	2 [x] 2 [ON/C] 3 [=]	6.
$7 \times 9 = 63$	7 [÷] [x] 9 [=]	63.
$300 \times 27\% = 81$	300 [x] 27 [%]	81.
$\frac{11.2}{56} \times 100\% = 20\%$	11.2 [÷] 56 [%]	20.
$300 + (300 \times 40\%) = 420$	300 [+] 40 [%]	420.
$300 - (300 \times 40\%) = 180$	300 [-] 40 [%]	180.
$1400 \times 12\% = 168$	1400 [x] 12 [%]	168.
$6 + 4 + 7.5 = 17.5$	6 [+] 4 [+] 7.5 [=]	17.5
$5 \times 3 \div 0.2 = 75$	[AC] 5 [x] 3 [÷] 0.2 [=]	75.
$8 \div 4 \times 3.7 + 9 = 16.4$	8 [÷] 4 [x] 3.7 [+] 9 [=]	16.4
$5^4 = 625$	5 [x] [=] [=] [=]	625.
$1 / 2 = 0.5$	2 [÷] [=]	0.5
$\frac{1}{(2 \times 3 + 10)} = 0.0625$	2 [x] 3 [+] 10 [÷] [=]	0.0625
 $\$14.90 + \$0.35 - \$1.45 +$	1490 [+] 35 [-] 145	145
 $\$12.05 = \25.85	[+] 1205 [=]	25.85

2. Cara melakukan kalkulasi dengan memory

 $(12 \times 4) - (20 \div 2) =$	[AC]	0.
 38	12 [x] 4 [M+] 20 [÷] 2 [M-]	MI 10.
	[MR]	MI 38.
	[MC] [ON/C]	0.
$15 \times 2 = 30$	15 [x] 2 [M+] 20 [x] 3 [M+]	MI 60.
$20 \times 3 = 60$	25 [x] 4 [M+]	MI 100.
$25 \times 4 = 100$	[MR]	MI 190.
(total A = 190)	10 [÷] 5 [MII+] 4 [x] 2 [MII+]	MI 8.
$10 \div 5 = 2$	[MII $\frac{\square}{\square}$]	MI 10.
$4 \times 2 = 8$	[MR] [+]	MI 190.
(total B = 10)	[MII $\frac{\square}{\square}$]	MI 10.
$A \div B = 19$	[=]	MI 19.
	[AC]	0.



3. Cara kalkulasi dengan bilangan konstan

 $2 + 3 = 5$	2 [+] 3 [=]	5.
$4 + 3 = 7$	4 [=]	7.
$3 \times 4 = 12$	3 [x] 4 [=]	12.
$3 \times 6 = 18$	6 [=]	18.

4. Penghapusan kalkulasi yang melewati

$123456789012 \times 10000$	1234567890123	E 123'456'789'012
$= 1'234.56789012 \times 10^{12}$	[▶]	123'456'789'012
	[x] 10000 [=]	E 1'234.56789012
	[AC]	0.

5. PERHITUNGAN MARK-UP & DOWN HARGA

 $200 + (P \times 20\%) = P$	2000 [÷] 20 [MU]	2'500.00
 $P = \frac{2000}{1 - 20\%} = 2'500.00$	[MU]	500.00
$2500 - 2000 = 500.00$		
$200 - (P \times 20\%) = P$	2000 [+] 20 [+/-] [MU]	1'666.66
$P = \frac{2000}{1 + 20\%} = 1'666.66$		
$\frac{18000 - 15000}{15000} \times 100\%$	18000 [-] 15000 [MU]	20.00
$= 20.00\%$		

إن موديل CITIZEN SDC-868L هي آلة حاسبة ثنائية الطاقة (الطاقة الشمسية عالية القوة + بطارية احتياطية) وتعمل تحت أية ظروف ضوئية. وظيفة إيقاف الطاقة التلقائي- تقوم هذه الآلة الحاسبة بإيقاف نفسها تلقائياً إذا لم يحدث إدخال مفتاح لحوالي 01 دقائق. تغيير البطارية-

إذا كانت البطارية الاحتياطية بحاجة إلى تغيير، قم بفتح الغطاء السفلي لإزالة البطارية القديمة وإدخال بطارية جديدة بحسب القطبية المشار إليها.

[AC]: تشغيل الطاقة.
[▶]: مفتاح الرجوع بالتحويل.
[M-]: مفتاح الطرح من الذاكرة.
[MR]: مفتاح استدعاء الذاكرة.
[MC]: مفتاح حذف الذاكرة.
± : [+ / -] مفتاح تغيير الإشارة
[MII-] [MII+] [MII±]: مفتاح الذاكرة الثانية

مفتاح تحديد المنزلة العشرية
نمط المنزلة العائمة
نمط المنزلة الثابتة
يقوم نمط الإضافة تلقائياً بإدخال المنزلة النقدية في حسابات الجمع والطرح - A

إنهاء التدوير/ التدوير إلى الأسفل
علامات شائمة العرض تعني مايلي:
MI: تم تحميل الذاكرة الأولى.
MII: تم تحميل الذاكرة الثانية

-: سالب (أو ناقص)
E: خطأ تدفق زائد.

قبل القيام بكل حساب، اضغط على مفتاح [AC]

المثال	عملية المفتاح	العرض
$2 \times 3 = 6$	2 [x] 2 [ON/C] 3 [=]	6.
$7 \times 9 = 63$	7 [+] [x] 9 [=]	63.
$300 \times 27\% = 81$	300 [x] 27 [%]	81.
$\frac{11.2}{56} \times 100\% = 20\%$	11.2 [+] 56 [%]	20.
$300 + (300 \times 40\%) = 420$	300 [+] 40 [%]	420.
$300 - (300 \times 40\%) = 180$	300 [-] 40 [%]	180.
$1400 \times 12\% = 168$	1400 [x] 12 [%]	168.
$6 + 4 + 7.5 = 17.5$	6 [+] 4 [+] 7.5 [=]	17.5
$5 \times 3 \div 0.2 = 75$	[AC] 5 [x] 3 [+] 0.2 [=]	75.
$8 \div 4 \times 3.7 + 9 = 16.4$	8 [+] 4 [x] 3.7 [+] 9 [=]	16.4
$5^4 = 625$	5 [x] [=] [=] [=]	625.
$1/2 = 0.5$	2 [+] [=]	0.5
$\frac{1}{(2 \times 3 + 10)} = 0.0625$	2 [x] 3 [+] 10 [+] [=]	0.0625
$\$14.90 + \$0.35 =$	1490 [+] 35 [-] 145	145
$\$1.45 + \$12.05 = \$25.85$	[+] 1205 [=]	25.85

2. حساب الذاكرة

$(12 \times 4) - (20 \div 2) =$	[AC]	0.
38	12 [x] 4 [M+] 20 [+] 2 [M-]	MI 10.
	[MR]	MI 38.
	[MC] [ON/C]	0.
$15 \times 2 = 30$	15 [x] 2 [M+] 20 [x] 3 [M+]	MI 60.
$20 \times 3 = 60$	25 [x] 4 [M+]	MI 100.
$25 \times 4 = 100$	[MR]	MI 190.
(total A = 190)	10 [+] 5 [MII+] 4 [x] 2 [MII+]	MII 8.
$10 \div 5 = 2$	[MII±]	MI 10.
$4 \times 2 = 8$	[MR] [+]	MI 190.
(total B = 10)	[MII±]	MI 10.
$A \div B = 19$	[=]	MI 19.
	[AC]	0.

3. حساب الثابت

$2 + 3 = 5$	2 [+] 3 [=]	5.
$4 + 3 = 7$	4 [=]	7.
$3 \times 4 = 12$	3 [x] 4 [=]	12.
$3 \times 6 = 18$	6 [=]	18.

4. حذف خطأ التدفق الزائد

$123456789012 \times 10000$	1234567890123 E 123'456'789'012
$= 1'234.56789012 \times 10^{12}$	[▶] 123'456'789'012
	[x] 10000 [=] E 1'234.56789012
	[AC] 0.

5. حساب تعليم السعر إلى الأعلى والأسفل

$200 + (P \times 20\%) = P$	2000 [+] 20 [MU]	2'500.00
$P = \frac{2000}{1 - 20\%} = 2'500.00$	[MU]	500.00
$2500 - 2000 = 500.00$		
$200 - (P \times 20\%) = P$	2000 [+] 20 [+/-] [MU]	1'666.67
$P = \frac{2000}{1 + 20\%} = 1'666.67$		
$\frac{18000 - 15000}{15000} \times 100\%$	18000 [-] 15000 [MU]	20.00
$= 20.00\%$		

* แหล่งจ่ายพลังงาน

ไทย

เครื่องคิดเลข CITIZEN รุ่น SDC-868L มีแหล่งพลังงานสองส่วน (แผงรับแสงพลังงานสูง + แบตเตอรี่สำรอง)

- ฟังก์ชันปิดเครื่องอัตโนมัติ-เครื่องคิดเลขจะปิดเครื่องโดยอัตโนมัติหากไม่มีการกดปุ่มใดๆ เป็นเวลาประมาณ 10 นาที
- การเปลี่ยนแบตเตอรี่-หากจำเป็นต้องเปลี่ยนแบตเตอรี่สำรอง ให้เปิดช่องด้านล่างเพื่อนำแบตเตอรี่เก่าออก และใส่แบตเตอรี่ก้อนใหม่ให้ตรงตามขั้วที่ระบุ

* คำนวณ

ไทย

- [ON/C] : ปุ่มเปิดเครื่อง / ลบ [AC] : ปุ่มลบทั้งหมด
 [▶] : ปุ่มยกแตรด้านขวา [M+] : ปุ่มบวกในหน่วยความจำ
 [M-] : ปุ่มลบในหน่วยความจำ [+/-] : ปุ่มเปลี่ยนสัญลักษณ์ ±
 [MR] : ปุ่มเรียกคืนหน่วยความจำ [MC] : ปุ่มลบหน่วยความจำ
 [MU] : ปุ่มเพิ่ม / ลดค่า
 [MII+] [MII-] [MII^Σ] : ปุ่มหน่วยความจำอันดับสอง

A 0 2 3 F



สวิตช์เพื่อตำแหน่งทศนิยม

- F -

โหมดทศนิยมลอยตัว

- 0 - 2 - 3 -

โหมดทศนิยมคงที่

- A -

โหมด ADD

จะป้อนทศนิยมทางการเงินในการเพิ่มและลบการคำนวณโดยอัตโนมัติ

5/4 7



สวิตช์ปิดเศษ / ปัดลง

สัญลักษณ์ของจอแสดงผลมีความหมายดังนี้:

MI : โหลดหน่วยความจำอันดับแรกแล้ว

- : ลบ (หรือค่าลบ)

MII : โหลดหน่วยความจำอันดับสองแล้ว

E : ข้อผิดพลาดส่วนล้าน

* ตัวอย่างการทำงาน

ไทย

1. ตัวอย่างการคำนวณ

ก่อนทำการคำนวณแต่ละครั้ง ให้กดปุ่ม [AC].

ตัวอย่าง	การทำงานของปุ่ม	จอแสดงผล
A 0 2 3 F 2 x 3 = 6	2 [x] 2 [ON/C] 3 [=]	6.
7 x 9 = 63	7 [+] [x] 9 [=]	63.
300 x 27% = 81	300 [x] 27 [%]	81.
$\frac{11.2}{56} \times 100\% = 20\%$	11.2 [+] 56 [%]	20.
300+(300 x 40%)=420	300 [+] 40 [%]	420.
300-(300 x 40%)=180	300 [-] 40 [%]	180.
1400 x 12% = 168	1400 [x] 12 [%]	168.
6 + 4 + 7.5 = 17.5	6 [+] 4 [+] 7.5 [=]	17.5
5 x 3 + 0.2 = 75	[AC] 5 [x] 3 [+] 0.2 [=]	75.
8 ÷ 4 x 3.7 + 9 = 16.4	8 [+] 4 [x] 3.7 [+] 9 [=]	16.4
5 ⁴ = 625	5 [x] [=] [=] [=]	625.
1 / 2 = 0.5	2 [+] [=]	0.5
$\frac{1}{(2 \times 3 + 10)} = 0.0625$	2 [x] 3 [+] 10 [+] [=]	0.0625
A 0 2 3 F \$14.90+\$0.35-\$1.45+	1490 [+] 35 [-] 145	145
\$12.05=\$25.85	[+] 1205 [=]	25.85

2. การคำนวณในหน่วยความจำ

A 0 2 3 F (12 x 4) - (20 ÷ 2) = 38	[AC]	0.
12 [x] 4 [M+] 20 [+] 2 [M-]	MI	10.
20 [+] 2 [MR]	MI	38.
[MC] [ON/C]		0.
15 [x] 2 [M+] 20 [x] 3 [M+]	MI	60.
20 [x] 3 [M+]	MI	100.
25 [x] 4 [M+]	MI	190.
(total A = 190)	MI	8.
10 [+] 5 [MII+] 4 [x] 2 [MII+]	MII	10.
4 [x] 2 [MII ^Σ]	MII	190.
(total B = 10)	MI	10.
A [+] B [=]	MII	19.
[AC]		0.

3. การคำนวณค่าคงที่

A 0 2 3 F 2 + 3 = 5	2 [+] 3 [=]	5.
4 + 3 = 7	4 [=]	7.
3 x 4 = 12	3 [x] 4 [=]	12.
3 x 6 = 18	6 [=]	18.

4. ลบข้อผิดพลาดส่วนล้าน

123456789012 x 10000	1234567890123	E	123'456'789'012
= 1'234.56789012 x 10 ¹²	[▶]		123'456'789'012
	[x] 10000 [=]	E	1'234.56789012
	[AC]		0.

5. การคำนวณเพิ่มราคา และลดราคา

A 0 2 3 F 200+(P x 20%)=P	2000 [+] 20 [MU]	2'500.00
$P = \frac{2000}{1.20} = 1666.66$	[MU]	500.00
2500-2000 = 500.00		
200-(P x 20%)=P	2000 [+] 20 [+/-] [MU]	1'666.66
$P = \frac{2000}{1.20} = 1666.66$		
$\frac{18000-15000}{15000} \times 100\% = 20.00\%$	18000 [-] 15000 [MU]	20.00

* 전원 공급

한국어

CITIZEN 모델 SDC-868L 은 모든 조명 컨디션 하에서 작동하는 2중 전원 (고성능 태양 + 백업 전) 계산기입니다.

-자동 전원-꺼짐 기능-

10 분 정도 아무런 키 입력이 없을 경우, 계산기는 자동적으로 전원이 꺼집니다.

-배터리 교환-

백업 전지를 교환해야 할 경우, 아래쪽 캐비닛을 열어 기존 전지를 제거하고 표시 극성에 맞게 새 전지를 삽입합니다.

* 키 색인

한국어

[ON/C]: 전원 켜짐 / 소거 키. [AC]: All Clear key.

[▶]: 우측 자리 옮김 키.

[M+]: 메모리 플러스 키.

[M-]: 메모리 마이너스 키.

[+/-]: ±부호 변경 키

[MR]: 메모리 조회 키

[MC]: 메모리 소거 키.

[MU]: 마크업 / 마크다운 키

[MII+] [MII-] [MII $\frac{\text{E}}$]: 제 2 메모리 키

A 0 2 3 F

0 0 0 0

소수점 위치 선택 스위치

- F -

부동 십진 방식

- 0 - 2 - 3 -

고정 십진 방식

- A -

ADD-방식은 덧셈 및 뺄셈 계산에서 통화

소수점을 자동으로 입력합니다

5/4 7

0 0 0 0

반올림 / 잘라버림 스위치

다음 표시 방식 기능:

MI: 제 1 메모리 올려놓기.

-: 마이너스 (또는 음)

MII: 제 2 메모리 올려놓기.


E: 오버플로우 오류.

* 연산 예제


한국어

1. 계산 예제





[AC] 키를 누른 후, 각 연산을 수행합니다.

예제	키 작동	디스플레이
 2 x 3 = 6	2 [x] 2 [ON/C] 3 [=]	6.
7 x 9 = 63	7 [+/-] [x] 9 [=]	63.
300 x 27% = 81	300 [x] 27 [%]	81.
$\frac{11.2}{56} \times 100\% = 20\%$	11.2 [+/-] 56 [%]	20.
300 + (300 x 40%) = 420	300 [+] 40 [%]	420.
300 - (300 x 40%) = 180	300 [-] 40 [%]	180.
1400 x 12% = 168	1400 [x] 12 [%]	168.
6 + 4 + 7.5 = 17.5	6 [+] 4 [+] 7.5 [=]	17.5
5 x 3 ÷ 0.2 = 75	[AC] 5 [x] 3 [+/-] 0.2 [=]	75.
8 ÷ 4 x 3.7 + 9 = 16.4	8 [+/-] 4 [x] 3.7 [+] 9 [=]	16.4
5 ⁴ = 625	5 [x] [=] [=] [=]	625.
1 / 2 = 0.5	2 [+/-] [=]	0.5
$\frac{1}{(2 \times 3 + 10)} = 0.0625$	2 [x] 3 [+] 10 [+/-] [=]	0.0625
\$14.90 + \$0.35 - \$1.45 +	1490 [+] 35 [-] 145	145
\$12.05 = \$25.85	[+] 1205 [=]	25.85

2. 메모리 계산

 (12 x 4) - (20 ÷ 2) = 38	[AC] 12 [x] 4 [M+] 20 [÷] 2 [M-] [MR]	MI 0. MI 10. MI 38.
15 x 2 = 30	[MC] [ON/C] 15 [x] 2 [M+] 20 [x] 3 [M+]	MI 0. MI 60.
20 x 3 = 60	25 [x] 4 [M+]	MI 100.
25 x 4 = 100	[MR]	MI 190.
(total A = 190)	10 [+/-] 5 [MII+] 4 [x] 2 [MII+]	MI 8. MII 8.
10 ÷ 5 = 2	[MII $\frac{\text{E}}$]	MII 10.
4 x 2 = 8	[MR] [+/-]	MI 190.
(total B = 10)	[MII $\frac{\text{E}}$]	MI 10. MII 10.
A ÷ B = 19	[=]	MI 19. MII 19.
	[AC]	MI 0.



3. 상수 계산

 2 + 3 = 5	2 [+] 3 [=]	5.
 4 + 3 = 7	4 [=]	7.
 3 x 4 = 12	3 [x] 4 [=]	12.
 3 x 6 = 18	6 [=]	18.

4. 오버플로우 오류 소거

123456789012 x 10000	1234567890123	E 123'456'789'012
= 1'234.56789012 x 10 ¹²	[▶]	123'456'789'012
	[x] 10000 [=]	E 1'234.56789012
	[AC]	0.

5. 프라이스 마크업 & 마크다운 계산

 200 + (P x 20%) = P	2000 [+/-] 20 [MU]	2'500.00
 $P = \frac{2000}{1 - 20\%} = 2'500.00$	[MU]	500.00
2500 - 2000 = 500.00		
200 - (P x 20%) = P	2000 [+/-] 20 [+/-] [MU]	1'666.66
$P = \frac{2000}{1 + 20\%} = 1'666.66$		
$\frac{18000 - 15000}{15000} \times 100\% = 20.00\%$	18000 [-] 15000 [MU]	20.00

* 電源装置

日本語

シチズン SDC-868L モデルは、あらゆる照明の条件の下で、2種類の電源(高出力太陽電池+予備電池)の供給により動作する卓上電子計算機です。

-自動電源オフ機能-

本製品は、約 10 分間、キー操作が無い場合、自動的に電源がオフになります。

-電池交換-

予備電池の交換が必要な場合、下部の電池ケースから古い電池を取り出して、指定された電極の向きに新しい電池を入れてください。

* キー索引

日本語

[ON/C] : 電源オン/クリア・キー

[AC] : 全クリア・キー

[▶] : 右方向移動キー

[M+] : メモリー・プラス・キー

[M-] : メモリー・マイナス・キー

[+/-] : プラス・マイナス符号変更キー

[MR] : メモリー呼び出しキー

[MC] : メモリー・クリア・キー

[MU] : マークアップ/マークダウン・キー

[MII+] [MII-] [MII^E] : セカンド・メモリー・キー



小数点以下桁数選択スイッチ

- F -

浮動小数点方式

- 0 - 2 - 3 -

固定小数点方式

- A -

アド・モードは、加減算において自動的に通貨の小数点を入力します。



四捨五入/切捨てスイッチ

表示の記号の意味は、以下の通りです。

MI : 最初に読み込みをしたメモリー。- : マイナス(又は負符号)

MII : 2 番目に読み込みしたメモリー。E : オーバーフロー・エラー

* 操作例

日本語

1. 計算例

各計算を行う前に、[AC]キーを押してください。

例	キー操作	表示
$2 \times 3 = 6$	2 [x] 2 [ON/C] 3 [=]	6.
$7 \times 9 = 63$	7 [+] [x] 9 [=]	63.
$300 \times 27\% = 81$	300 [x] 27 [%]	81.
$\frac{11.2}{56} \times 100\% = 20\%$	11.2 [+] 56 [%]	20.
$300 + (300 \times 40\%) = 420$	300 [+] 40 [%]	420.
$300 - (300 \times 40\%) = 180$	300 [-] 40 [%]	180.
$1400 \times 12\% = 168$	1400 [x] 12 [%]	168.
$6 + 4 + 7.5 = 17.5$	6 [+] 4 [+] 7.5 [=]	17.5
$5 \times 3 \div 0.2 = 75$	[AC] 5 [x] 3 [+] 0.2 [=]	75.
$8 \div 4 \times 3.7 + 9 = 16.4$	8 [+] 4 [x] 3.7 [+] 9 [=]	16.4
$5^4 = 625$	5 [x] [=] [=] [=]	625.
$1/2 = 0.5$	2 [+] [=]	0.5
$\frac{1}{(2 \times 3 + 10)} = 0.0625$	2 [x] 3 [+] 10 [+] [=]	0.0625
$\$14.90 + \$0.35 - \$1.45 +$	1490 [+] 35 [-] 145	145
$\$12.05 = \25.85	[+] 1205 [=]	25.85

2. メモリー計算

$(12 \times 4) - (20 \div 2) =$	[AC]	0.
38	12 [x] 4 [M+] 20 [+] 2 [M-]	MI 10.
	[MR]	MI 38.
	[MC] [ON/C]	0.
$15 \times 2 = 30$	15 [x] 2 [M+] 20 [x] 3 [M+]	MI 60.
$20 \times 3 = 60$	25 [x] 4 [M+]	MI 100.
$25 \times 4 = 100$	[MR]	MI 190.
(total A = 190)	10 [+] 5 [MII+] 4 [x] 2 [MII+]	MI 8.
$10 \div 5 = 2$	[MII ^E]	MI 10.
$4 \times 2 = 8$	[MR] [+]	MI 190.
(total B = 10)	[MII ^E]	MI 10.
$A \div B = 19$	[=]	MI 19.
	[AC]	0.

3. 定数計算

$2 + 3 = 5$	2 [+] 3 [=]	5.
$4 + 3 = 7$	4 [=]	7.
$3 \times 4 = 12$	3 [x] 4 [=]	12.
$3 \times 6 = 18$	6 [=]	18.

4. オーバーフロー・エラー・クリア

$123456789012 \times 10000$	1234567890123 E	123'456'789'012
$= 1'234.56789012 \times 10^{12}$	[▶]	123'456'789'012
	[x] 10000 [=]	E 1'234.56789012
	[AC]	0.

5. 売価マークアップ計算およびマークダウン計算

$200 + (P \times 20\%) = P$	200 [+] 20 [MU]	2'500.00
$P = \frac{2000}{1 - 20\%} = 2'500.00$	[MU]	500.00
$2500 - 2000 = 500.00$		
$200 - (P \times 20\%) = P$	200 [+] 20 [+/-] [MU]	1'666.66
$P = \frac{2000}{1 + 20\%} = 1'666.66$		
$\frac{18000 - 15000}{15000} \times 100\% = 20.00\%$	18000 [-] 15000 [MU]	20.00

WEEE MARK

En If you want to dispose this product, do not mix with general household waste. There is a separate collection systems for used electronics products in accordance with legislation under the WEEE Directive (Directive 2002/96/EC) and is effective only within European Union.

Ge Wenn Sie dieses Produkt entsorgen wollen, dann tun Sie dies bitte nicht zusammen mit dem Haushaltsmüll. Es gibt im Rahmen der WEEE-Direktive innerhalb der Europäischen Union (Direktive 2002/96/EC) gesetzliche Bestimmungen für separate Sammelsysteme für gebrauchte elektronische Geräte und Produkte.

Fr Si vous souhaitez vous débarrasser de cet appareil, ne le mettez pas à la poubelle avec vos ordures ménagères. Il existe un système de récupération distinct pour les vieux appareils électroniques conformément à la législation WEEE sur le recyclage des déchets des équipements électriques et électroniques (Directive 2002/96/EC) qui est uniquement valable dans les pays de l'Union européenne. Les appareils et les machines électriques et électroniques contiennent souvent des matières dangereuses pour l'homme et l'environnement si vous les utilisez et vous vous en débarrassez de façon inappropriée.

Sp Si desea deshacerse de este producto, no lo mezcle con residuos domésticos de carácter general. Existe un sistema de recogida selectiva de aparatos electrónicos usados, según establece la legislación prevista por la Directiva 2002/96/CE sobre residuos de aparatos eléctricos y electrónicos (RAEE), vigente únicamente en la Unión Europea.

It Se desiderate gettare via questo prodotto, non mescolatelo ai rifiuti generici di casa. Esiste un sistema di raccolta separato per i prodotti elettronici usati in conformità alla legislazione RAEE (Direttiva 2002/96/CE), valida solo all'interno dell'Unione Europea.

Du Deponer dit product niet bij het gewone huishoudelijk afval wanneer u het wilt verwijderen. Er bestaat ingevolge de WEEE-richtlijn (Richtlijn 2002/96/EG) een speciaal wettelijk voorgeschreven verzamelstelsel voor gebruikte elektronische producten, welk alleen geldt binnen de Europese Unie.

Da Hvis du vil skille dig af med dette produkt, må du ikke smide det ud sammen med dit almindelige husholdningsaffald. Der findes et separat indsamlingssystem for udtjente elektroniske produkter i overensstemmelse med lovgivningen under WEEE-direktivet (direktiv 2002/96/EC), som kun er gældende i den Europæiske Union.

Por Se quiser deitar fora este produto, não o misture com o lixo comum. De acordo com a legislação que decorre da Directiva REEE – Resíduos de Equipamentos Eléctricos e Electrónicos (2002/96/CE), existe um sistema de recolha separado para os equipamentos electrónicos fora de uso, em vigor apenas na União Europeia.

Pol Jeżeli zamierzasz pozbyć się tego produktu, nie wyrzucaj go razem ze zwykłymi domowymi odpadkami. Według dyrektywy WEEE (Dyrektywa 2002/96/EC) obowiązującej w Unii Europejskiej dla używanych produktów elektronicznych należy stosować oddzielne sposoby utylizacji.

